

## KU-BAND STANDARD GAIN HORN ANTENNA

12.4 GHz TO 18.0 GHz


SGH-WR62

### KEY FEATURES

- Ku-band standard gain horn antenna with symmetric E-plane and H-plane radiation patterns
- Durable all-metal body (aluminum)
- VSWR below 1.5:1 (typically below 1.25:1) with gain up to 16 dBi
- Professionally designed and hand-tested by engineers in the United States

### SPECIFICATIONS

- Design: Pyramidal Waveguide Horn
- Operating Frequency: 12.4 GHz to 18.0 GHz
- Polarization: Linear (horizontal/vertical based on orientation)
- Waveguide Size: WR-62
- Flange: UG-1665/U
- Body Material and Plating: Aluminum Alloy, Paint
- Length: 1.3 in [33 mm]
- Width: 1.7 in [44 mm]
- Height: 3.3 in [84 mm]



SGH-WR62

### PERFORMANCE DATA

Parameter	Frequency	Min.	Typ.	Max.	Unit	
VSWR	12.4 GHz – 18.0 GHz	—	1.25	1.75	—	
Gain	12.4 GHz – 18.0 GHz	13.0	15.0	16.5	dBi	
HPBW	E-Plane H-Plane	12.4 GHz – 18.0 GHz	27 27	34 34	42 40	deg.
Impedance	—	50			Ω	
Connector	—	WR-62 UG-1665/U			—	

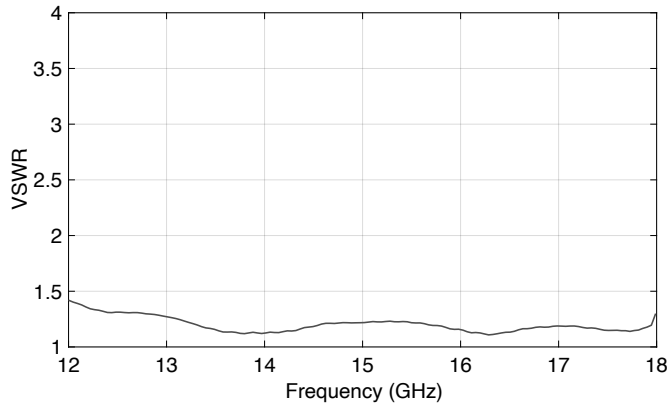
# KU-BAND STANDARD GAIN HORN ANTENNA

12.4 GHz TO 18.0 GHz

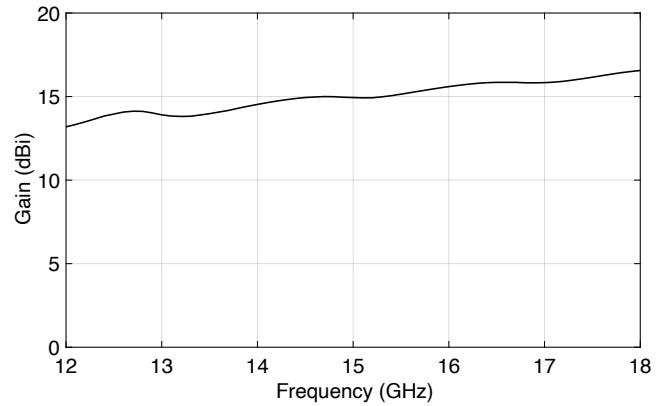
SGH-WR62

## PERFORMANCE DATA (CONT.)

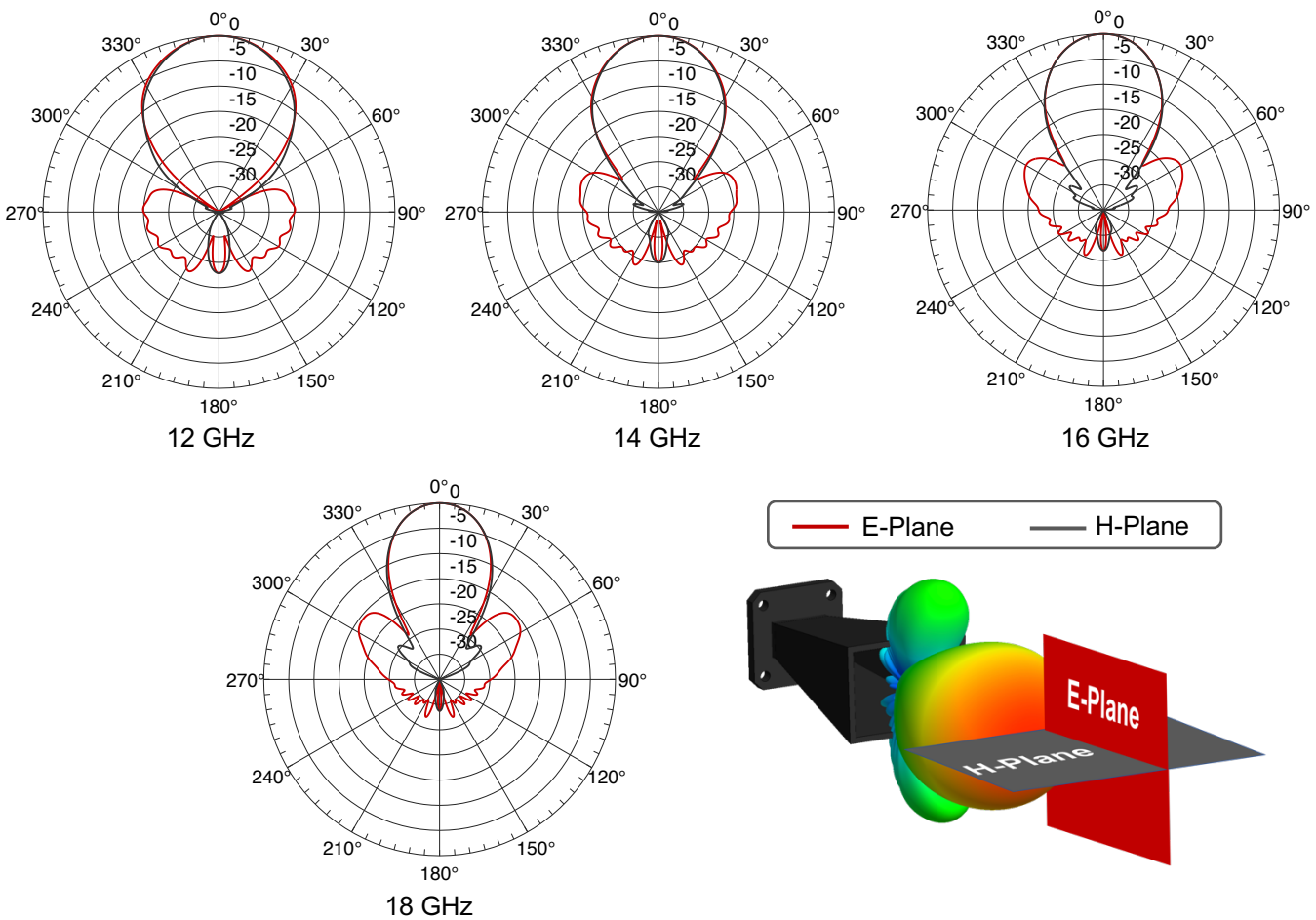
SGH-WR62 VSWR<sup>1</sup>



SGH-WR62 Gain



<sup>1</sup> Measured using appliedEM innovations SMA-WR62 coax to waveguide adapter

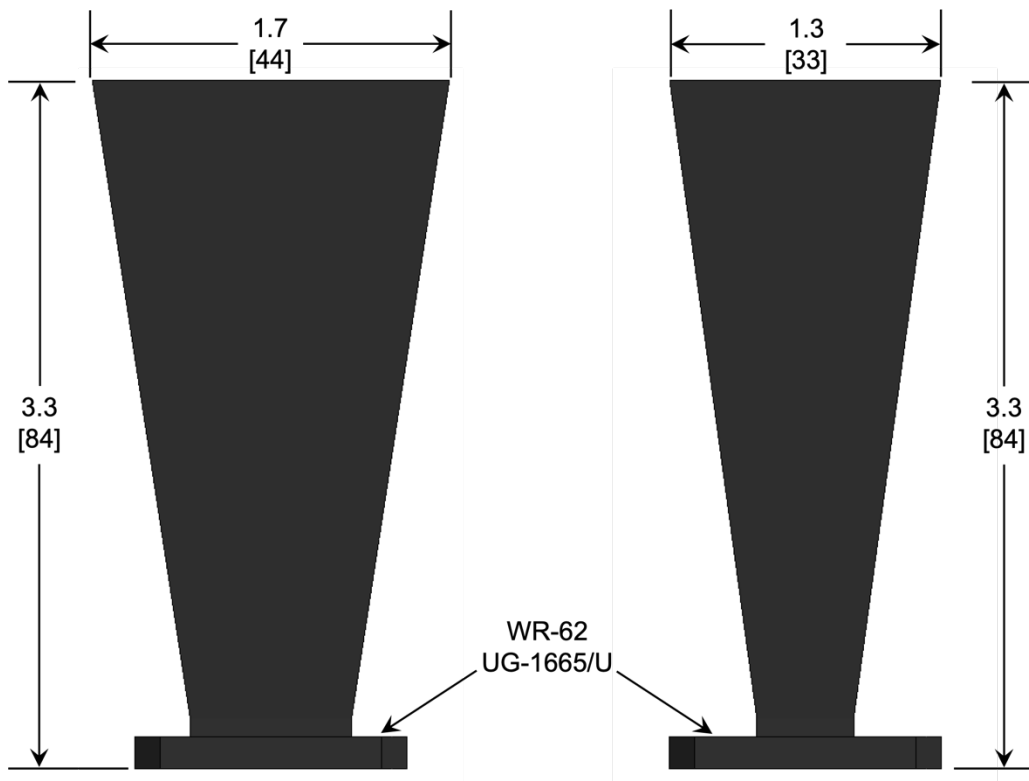


# KU-BAND STANDARD GAIN HORN ANTENNA

12.4 GHZ TO 18.0 GHZ

SGH-WR62

## CAD DRAWING



### NOTES

1. UNLESS OTHERWISE SPECIFIED ALL DIMENSIONS ARE NOMINAL
2. DIMENSIONS ARE IN INCHES [mm]
3. ALL SPECIFICATIONS ARE SUBJECT TO CHANGE WITHOUT NOTICE AT ANY TIME